

SKT 16



Stud Thyristor

Line Thyristor

SKT 16

Features

- Hermetic metal case with glass insulator
- Threaded stud ISO M6 or UNF 1/4-28
- International standard case

Typical Applications

- DC motor control (e. g. for machine tools)
- Controlled rectifiers (e. g. for battery charging)
- AC controllers (e. g. for temperature control)
- Recommended snubber network e. g. for $V_{VRMS} \leq 400$ V:
 $R = 100 \Omega / 5$ W, $C = 1 \mu F$

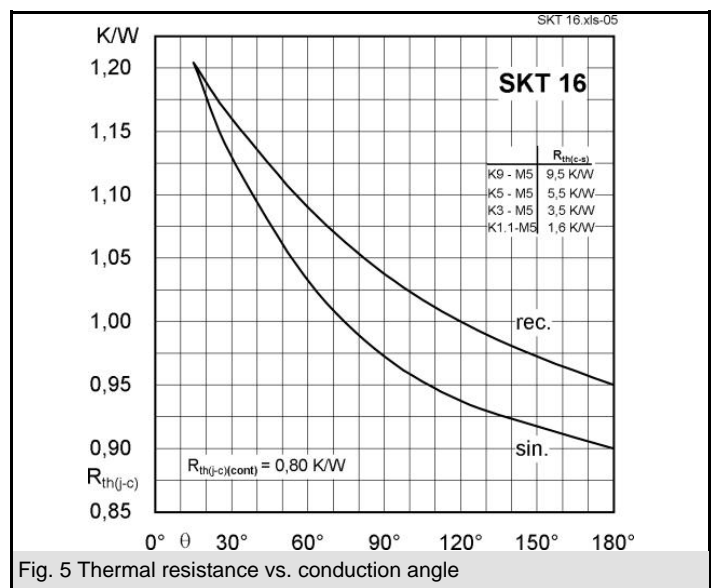
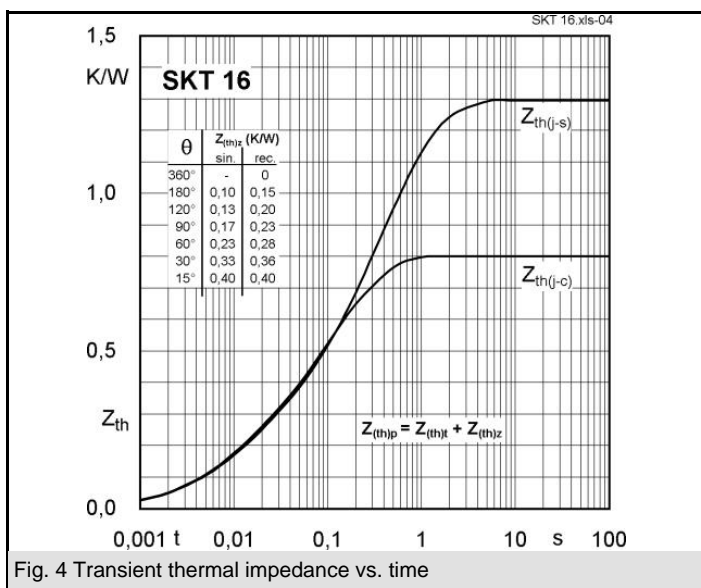
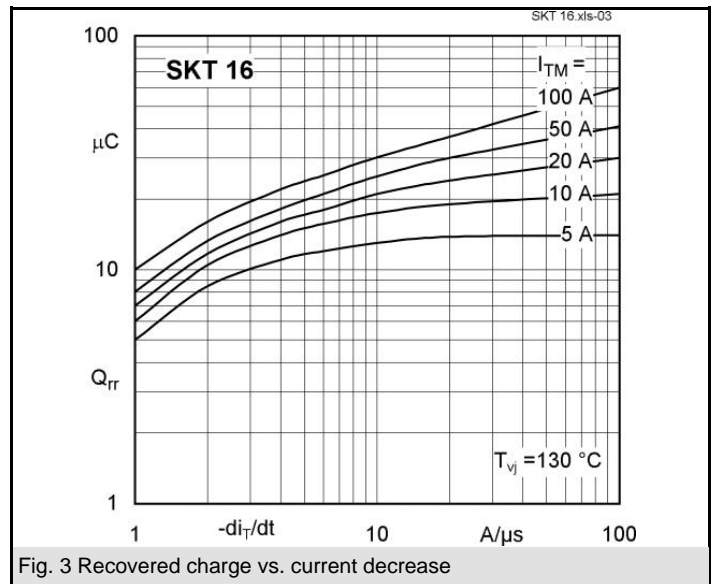
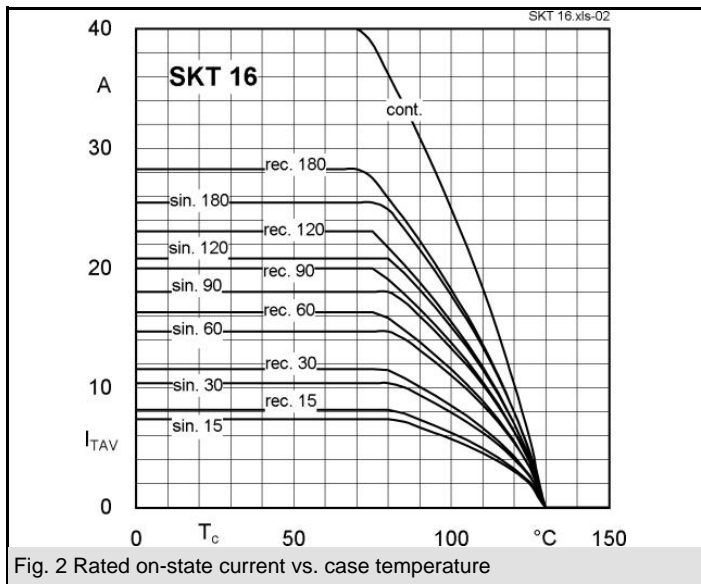
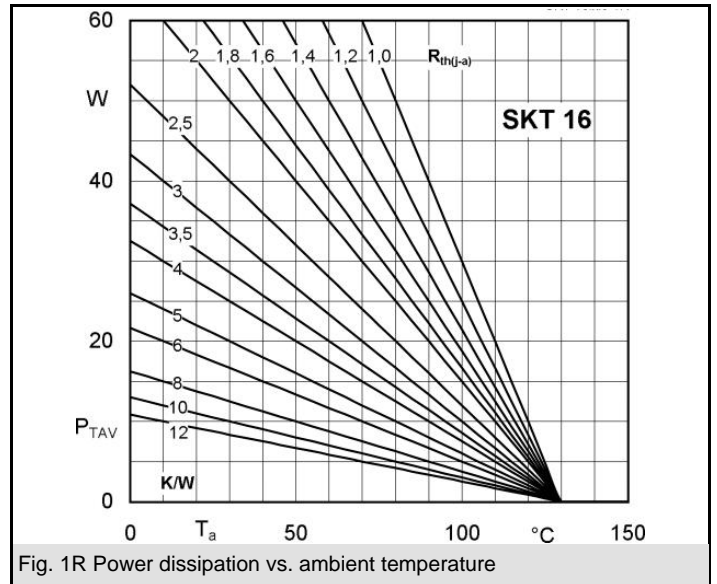
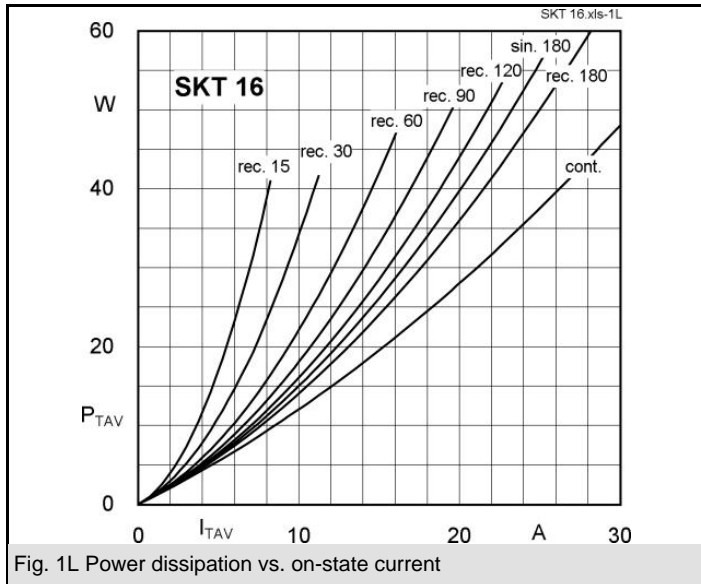
1) Available with UNF thread 1/4-28 UNF2A, e. g. SKT 16/06D UNF

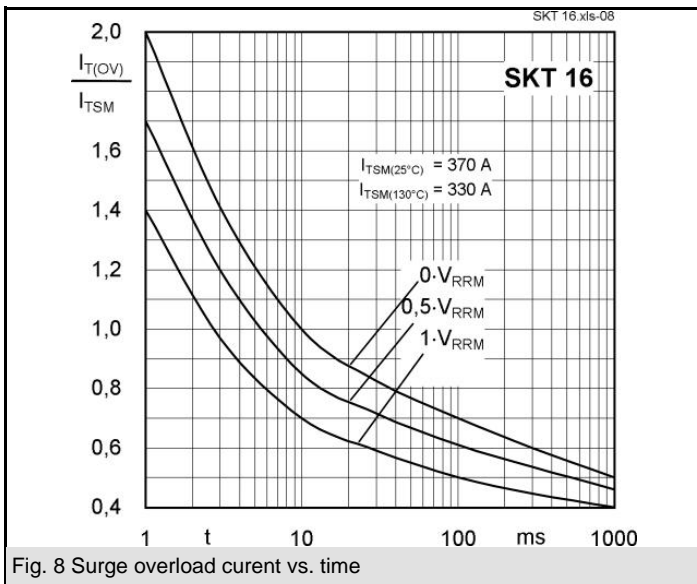
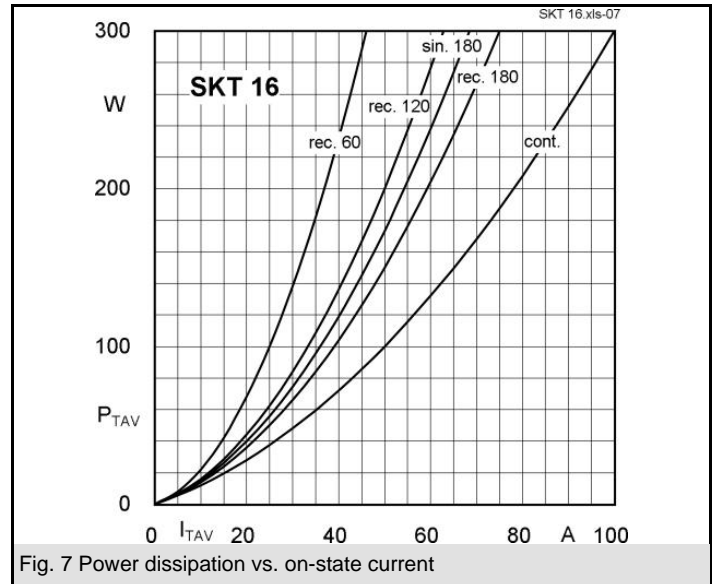
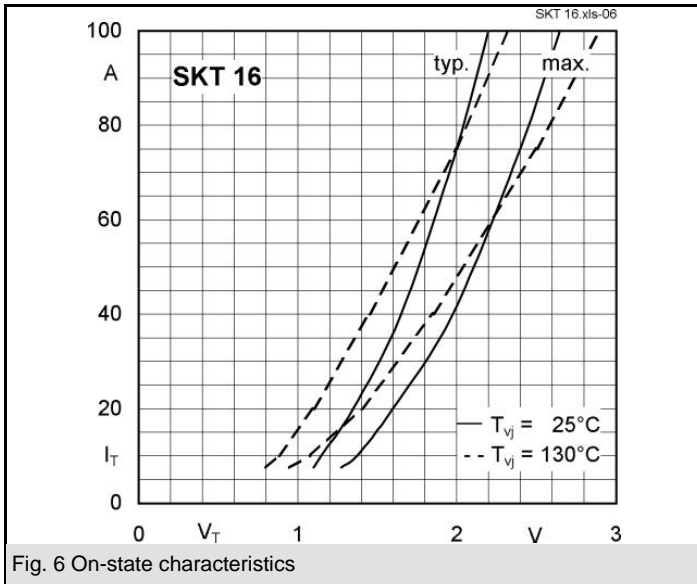
V_{RSM} V	V_{RRM}, V_{DRM} V	$I_{TRMS} = 40$ A (maximum value for continuous operation) $I_{TAV} = 16$ A (sin. 180; $T_c = 104$ °C)	
500	400	SKT 16/04D	
700	600	SKT 16/06D ¹⁾	
900	800	SKT 16/08D	
1300	1200	SKT 16/12E ¹⁾	
1500	1400	SKT 16/14E	
1700	1600	SKT 16/16E	
1900	1800	SKT 16/18E	

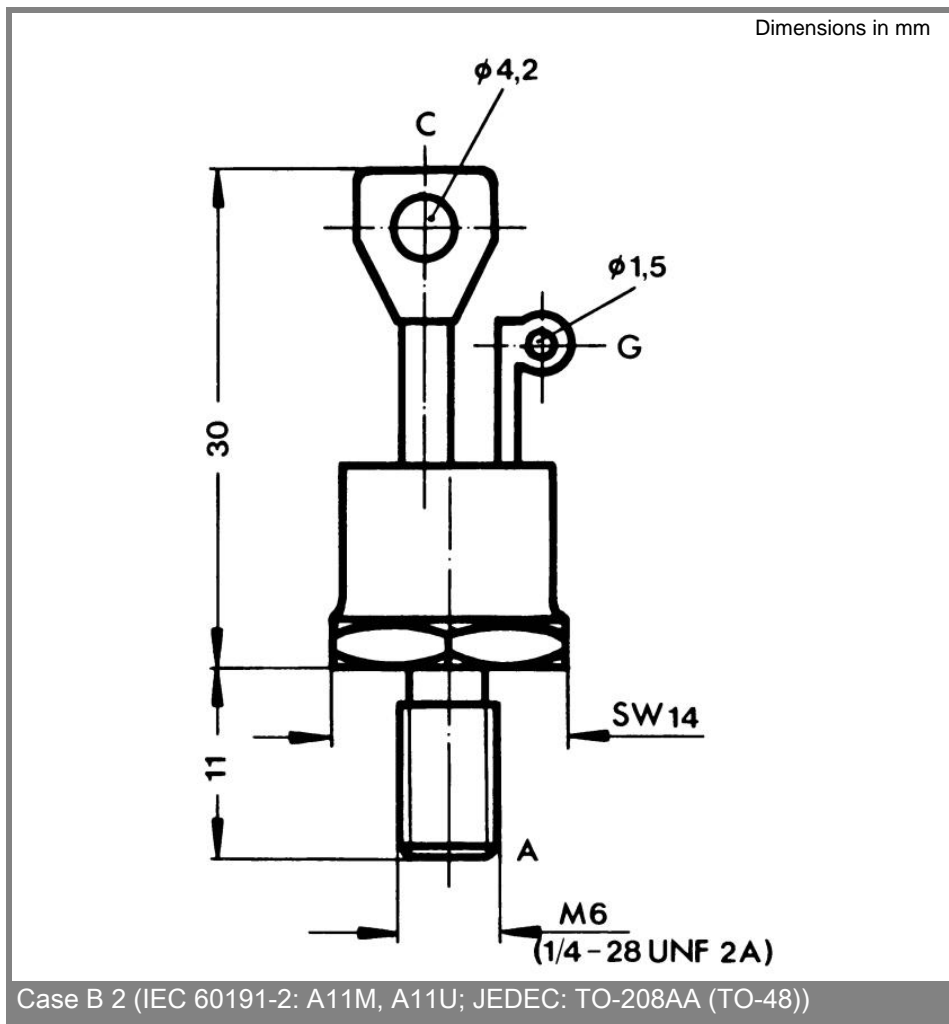
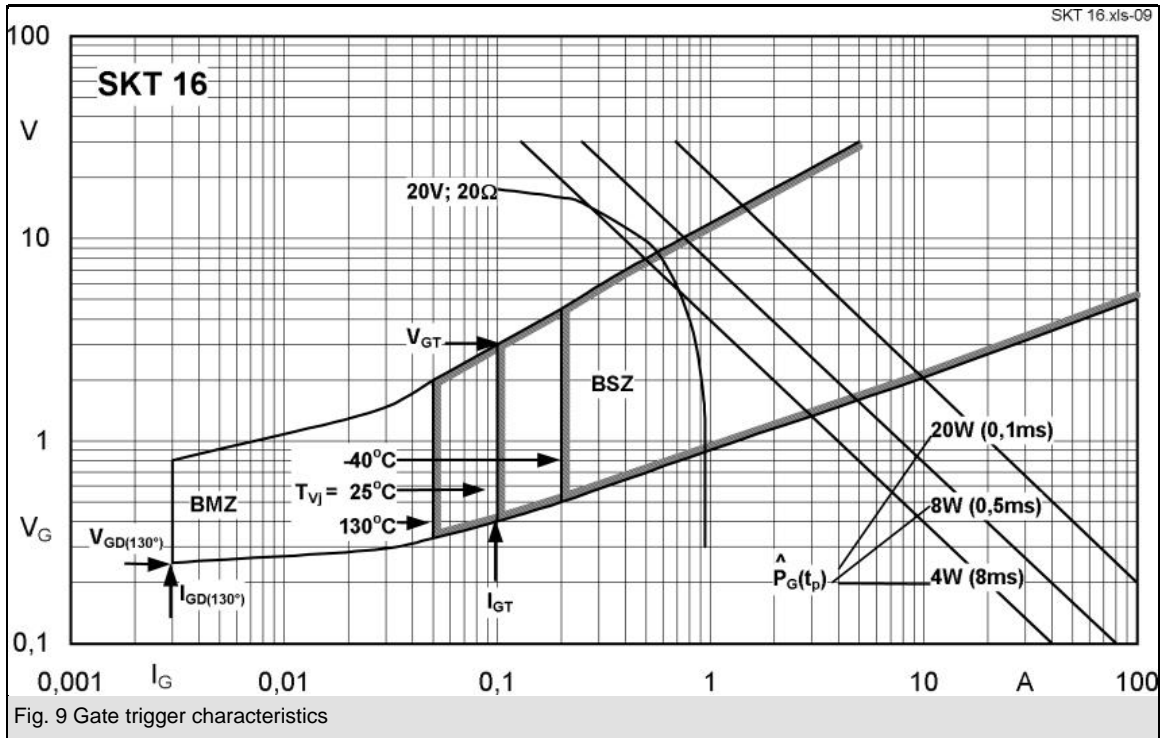
Symbol	Conditions	Values	Units
I_{TAV}	sin. 180; $T_c = 100$ (85) °C;	18 (23)	A
I_D	K5; $T_a = 45$ °C; B2 / B6	18 / 24	A
	K3; $T_a = 45$ °C; B2 / B6	24 / 33	A
I_{RMS}	K5; $T_a = 45$ °C; W1C	20	A
I_{TSM}	$T_{vj} = 25$ °C; 10 ms	370	A
	$T_{vj} = 130$ °C; 10 ms	330	A
i^2t	$T_{vj} = 25$ °C; 8,35 ... 10 ms	680	A ² s
	$T_{vj} = 130$ °C; 8,35 ... 10 ms	550	A ² s
V_T	$T_{vj} = 25$ °C; $I_T = 75$ A	max. 2,4	V
$V_{T(TO)}$	$T_{vj} = 130$ °C	max. 1	V
r_T	$T_{vj} = 130$ °C	max. 20	mΩ
I_{DD}, I_{RD}	$T_{vj} = 130$ °C; $V_{RD} = V_{RRM}, V_{DD} = V_{DRM}$	max. 8	mA
t_{gd}	$T_{vj} = 25$ °C; $I_G = 1$ A; $di_G/dt = 1$ A/μs	1	μs
t_{gr}	$V_D = 0,67 * V_{DRM}$	2	μs
$(di/dt)_{cr}$	$T_{vj} = 130$ °C	max. 50	A/μs
$(dv/dt)_{cr}$	$T_{vj} = 130$ °C; SKT ...D / SKT ...E	max. 500 / 1000	V/μs
t_q	$T_{vj} = 130$ °C	80	μs
I_H	$T_{vj} = 25$ °C; typ. / max.	80 / 150	mA
I_L	$T_{vj} = 25$ °C; typ. / max.	150 / 300	mA
V_{GT}	$T_{vj} = 25$ °C; d.c.	min. 3	V
I_{GT}	$T_{vj} = 25$ °C; d.c.	min. 100	mA
V_{GD}	$T_{vj} = 130$ °C; d.c.	max. 0,25	V
I_{GD}	$T_{vj} = 130$ °C; d.c.	max. 3	mA
$R_{th(j-c)}$	cont.	0,8	K/W
$R_{th(j-c)}$	sin. 180	0,9	K/W
$R_{th(j-c)}$	rec. 120	0,95	K/W
$R_{th(c-s)}$		0,5	K/W
T_{vj}		- 40 ... + 130	°C
T_{stg}		- 40 ... + 150	°C
V_{isol}		-	V~
M_s	to heatsink	2,5	Nm
a		$5 * 9,81$	m/s ²
m	approx.	13	g
Case		B 2	



SKT







This technical information specifies semiconductor devices but promises no characteristics. No warranty or guarantee expressed or implied is made regarding delivery, performance or suitability.